



## Website Cookie Policy – 31<sup>st</sup> July 2018

Your privacy is important to us and we are currently updating this page with information about cookies and how we manage them. This page will also help to explain to you why we use cookies and what you can do to manage cookies in the browsers you use.

### Use of Cookies

Cookies are small files that a site or its service provider transfers to your computer's hard drive through your Web browser (if you allow) that enables the sites or service providers systems to recognize your browser and capture and remember certain information. We use cookies to help us remember and process the items in your shopping cart, understand and save your preferences for future visits, and keep track of advertisements and compile aggregate data about site traffic and site interaction so that we can offer better site experiences and tools in the future. We may work with third-party service providers to assist us in better understanding our site visitors. These service providers are not permitted to use the information collected on our behalf except to help us conduct and improve our business.

Cookies are not dangerous and cannot be used to circulate viruses.

To enable you to order a service from FCC Environment or to make full use of our website you do need to have certain cookies enabled. No identifiable information is stored from the cookies that we create on the site such as credit card information or your name or address. However, some cookies are used to enable you to experience our site without issues and to get the best experience.

If you prefer, you can choose to have your computer warn you each time a cookie is being sent, or you can choose to turn off all cookies via your browser settings. Like most websites, if you turn your cookies off, some of our services may not function properly.



**The cookies we use on our site are detailed within our [Privacy policy](#).**



## Managing cookies

You can go to the [Networking Advertising Initiative](#) (opens a new window) to opt out of some 3rd party cookies that we might use to enable us to show you the most relevant information. We are not responsible for the content of external sites.

We don't control any of our third-party cookies that you may see on our site and therefore suggest you go to their websites to find out more information about their cookies and what you need to do to manage them.

## How to control which cookies you allow:

|   |  |
|---|--|
|    | <h3>Controlling cookies in Google Chrome</h3>  |
|   | <p>As a default, Google Chrome allows all cookies. You can manage the behaviour of first-party and third-party cookies or even block them completely.</p> <ul style="list-style-type: none"><li>• Click on the 'Tools' menu</li><li>• Select 'Options'</li><li>• Click the 'Under the Bonnet' tab</li><li>• Find the 'Privacy' section</li><li>• Click 'Content settings'</li><li>• Click the 'Cookie settings' tab and choose your settings</li></ul> |
|  | <h3>Manage your Safari cookies</h3>  |
|   | <ul style="list-style-type: none"><li>• Choose 'Preferences' from Safari menu</li><li>• Select 'Security'</li><li>• Cookie settings are shown</li><li>• Choose your settings</li></ul>   |

|   |  |
|---|--|
|  | <h3>How to control your cookies in Internet Explorer</h3>  |
|   | <p>Internet Explorer allows you to select the level of cookie filter on the basis of the source of the cookie and whether the source has a privacy policy.</p> <ul style="list-style-type: none"><li>• Choose 'Tools'</li><li>• Click on 'Internet Options'</li><li>• Click the 'Privacy' tab</li><li>• Move the slider to choose your settings</li><li>• For more detailed privacy settings click on 'Advanced'</li></ul> |
|  | <h3>How to control your cookies in Mozilla Firefox</h3>  |
|   | <p>You can configure which sites are allowed to set cookies, how long to keep them for, and view and manage your existing cookies.</p> <ul style="list-style-type: none"><li>• Click on 'Menu', then 'Options'</li><li>• Select 'Privacy'</li><li>• Select 'Cookies'</li></ul>   |